

PIASTA Welcome Week

---

# How Does Studying Work?

# Write us in the chat!

Let us know where you're watching from and what you're studying!



Copyright: UHH/vonWieding

# How does studying work?

1. What can you expect at the start of your studies?
2. How is the semester structured?
3. What kind of courses are available?
4. What kind of examinations will you face?
5. How are degree programs organized?
6. What does it truly mean to study?
7. How to study effectively and sustainably?
8. Who can help you, and where can you find them?



Copyright: UHH/Wohlfahrt

# 1. What can you expect at the start of your studies?

# What can you expect at the start of your studies?



## Orientation module (OE)

- Important information for your subject
- STiNE
- Examination regulations and subject-specific provisions (FSBs)
- Choosing courses with tutors

When do OEs take place?

Short cut:

[www.uni-hamburg.de/oe](http://www.uni-hamburg.de/oe)

Or:

[www.uni-hamburg.de](http://www.uni-hamburg.de) > Studies

You are now on the Campus Center website:  
> Organizing your studies > First-year info

# Example OE - Allgemeine Sprachwissenschaft

## ORIENTIERUNGSEINHEIT B.A. ALLGEMEINE SPRACHWISSENSCHAFT (ASW)

10. – 14. OKTOBER 2022, ÜBERSEERING 35 RAUM 01043 (HÖRSAAL E)

MONTAG	DIENSTAG	MITTWOCH	DONNERSTAG	FREITAG
10:00 Begrüßung der neuen Studierenden	10:00 Vorstellung des Studienbüro SLM	10:00 Führung durch die Fachbibliothek ASW	10:00 Vorstellung Universitätsangebote	10:30 OE Abschlussfrühstück
11:00 Einführung in den Aufbau des Studiengangs	11:00 Rechenzentrum (RRZ)	12:00 STiNE Anmeldung	11:30 PIASTA-Interkulturelles Leben und Studieren	
12:00 Rundgang durch den Ü35	12:00 Allgemeiner Sprachwissenschaft (ASW) studieren: Orientierung in der Modulordnung		13:00 Beratungsangebote für Studierende	
Erkundung des Hauptcampus	14:00 Der Allgemeine Studierendenausschuss (AStA) stellt sich vor	14:00 Nebenfach OE: Allgemeine Sprachwissenschaft	14:00 Workshop mit dem Schreibzentrum der UHH	
	15:00 Vorstellung des Fachschaftsrates (FSR) ASW		15:00 im Ausland studieren: Infos aus dem Erasmusbüro Geisteswissenschaften	

ASW: Allgemeine Sprachwissenschaft • IFUU: Institut für Finnougristik/Uralistik • SLM: Fachbereich Sprache, Literatur, Medien • Stabi: Universitäts- und Staatsbibliothek • STiNE: Studien-Infonetz • Ü35: Überseering 35

STiNE Anmeldephase 1. Semester: **Mo, 10.10.22, 09:00 Uhr - Do, 13.10.22, 16:00 Uhr**



## 2. How is the semester structured?



You can find more information about the registration procedure on [Stine](#)

# Timetable overview

Welcome Week	Orientation module (OE)	Course registration	Semester start	Breaks	Semester break (revision period)
30.09.24-04.10.24	07.10.24-11.10.24	<b>First semester</b> 07.10.24 9 AM–10.10.24, 4 PM  <b>Course changes:</b> 14.10.24, 9 AM–24.10.24, 1 PM	<b>Winter Semester</b> 14.10.24 – 31.03.25  <b>Lecture period</b> 14.10.24 – 01.02.25	<b>Christmas Break</b> 21.12.24 – 06.01.25	02.02.25 – 30.03.25

# How is the semester structured?

## Lecture period

- Weekly courses and block courses
- Preparing for and following up on courses
- Working in study groups
- Documenting completed coursework
- Preparing for and taking exams

## Revision period

- No courses
- Time for internships
- Time for term papers
- Exams (depending on faculty)



### 3. What types of courses are available?

# What kind of courses are there?

## Weekly courses

- 90 minutes, once per week
- Lectures
- Seminars
- Practical courses, tutorials, lab work ...

## Block courses

- Individual appointments throughout the semester
- Several hours at a time

# What kind of courses are there?



Copyright: UHH/Dichant

## Lecture

- Many students
- Lecture hall or online
- Professors
- Written examination



Copyright: UHH/vonWieding

## Seminar

- 10–30 students
- Research associates
- Group work
- Presentations
- Term paper



Copyright: UHH/Dingler

## Practical course / tutorial / lab work

- 10–25 students
- In addition to other courses
- Tutors
- In-depth exercises

# Scheduling at the University

12 s.t.

s.t. = *sine tempore* (Latin)

This indicates that the course begins punctually on the hour.

12 s.t.  
= 12 pm

12 c.t.

c.t. = *cum tempore* (Latin)

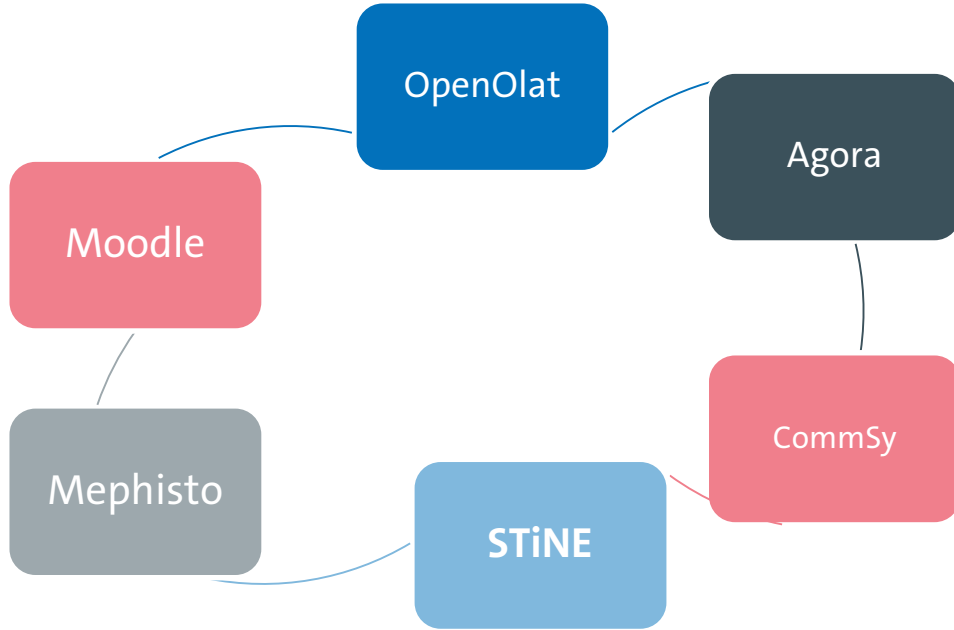
This indicates that the course begins 15 minutes after the hour (*academic quarter*).

12 c.t.  
= 12:15 pm



# Online learning platforms at Universität Hamburg

E-learning portal: [www.uni-hamburg.de/elearning.html](http://www.uni-hamburg.de/elearning.html)



**UNIVERSITÄT HAMBURG** | [INFOS](#) | [KURSE](#) | [GRUPPEN](#) | [KATALOG](#) | [AUTORENBEREICH](#) | [FRAGENPOOL](#) | [MEHR](#)

Meine Kurse | Katalog

Favoriten | In Vorbereitung | Aktiv | **Beendet** | Suchen

6 Einträge

Friedensbildung/Peacebuilding - Grundlagen und Fallbeispiele  
 mit Nils Zurawski  
 Dieser Kurs wurde beendet. [Infoseite](#) [starten](#)

Landeskunde Brasil  
 Dieser Kurs wurde beendet. [Infoseite](#) [starten](#)

Latin America: Democracy and Conflict in a Comparative Political Perspective

24-105.26 Latin America

- Syllabus
- [Introduction](#)
- Module 1
- Module 2
- Module 3
- Module 4
- Module 5
- Module 6
- News & updates
- Forum modules

**Introduction**

In this first session, we provide a general introduction to Latin America as a region and outline some of the main aspects of the historical background of the region.

The session comprises the presentation (PPT file attached) and the reading of Dawson, Alejandro (2011). Latin America Since Independence: A History with Primary Sources, New York: Routledge, Pp. 1-21.

Suchen

Name	Anzeigen	Größe	Geändert	Lizenz
Dawson_Latin_2011-america_since_independenc-selection+(1).pdf	<a href="#">Öffnen</a>	1.8 MB	05.04.21 18:35	Keine Lizenz
Introduction+Latin+America.pptx	<a href="#">Öffnen</a>	112.4 MB	05.04.21 23:42	Keine Lizenz

Herunterladen

## 4. How are degree programs organized?



# How are degree programs organized?

## Subject-specific provisions (FSBs)

- Program structure
- Module descriptions
- Calculation of grades

## Examination regulations

- Regular period of study
- Recognition and accreditation of coursework and examinations
- Admission to examinations
- Thesis or something similar

# How are degree programs structured?



## Modules

- Required modules
- Required elective modules
- Multiple courses and examinations
- One or two semesters



## Elective area

- Courses taken in addition to required courses



## ECTS credits

- ECTS credits
- Credit points
- 1 ECTS credit = approx. 30 hours of work (e.g., participation and exam preparation)

# Degree plan (FSBs)

## Example: BA in Socioeconomics

“SWS” = credit hours per week

“LP” = ECTS credits

2 SWS = 1.5 hrs. per week

1 LP = time expenditure of 30 hours

Studienplan					
1. Semester	2. Semester	3. Semester	4. Semester	5. Semester	6. Semester
<b>Einführungsmodule</b> 30 LP		<b>Methoden der Sozialökonomie</b> 12 LP		<b>Module im Schwerpunktfach</b> 30 LP	<b>Abschlussmodul</b> 12 LP
10 SWS	10 SWS	4 SWS	4 SWS		
<b>Quantitative Methodenmodule</b> 18 LP		<b>Aufbaumodule im Schwerpunktfach</b> 30 LP		12–18 SWS	
7 SWS	7 SWS	8 SWS	12 SWS		
<b>Allgemeines Wahlpflichtmodul</b> 12 LP		<b>Interdisziplinäre Aufbaumodule</b> 36 LP			
4 SWS	4 SWS	8 SWS	4 SWS	4 SWS	8 SWS

## 5. What kind of examinations will you face?

# What kind of examinations are there?

## Coursework

- Not graded
- Presentations, portfolios, and smaller written work, for instance

## Examinations

- Graded
- Written examinations, oral examinations, and term papers

Inform yourself in time about the **formal requirements** (deadlines, citation etc.)!  
You can find more information in the *examination and study regulations* of your faculty and in your *Stine account*!

# What kind of examinations are there?



## Written examination

- Usually at the end of lectures
- Multiple choice
- Written tasks



## Term paper

- Focus on a specific topic
- Consultations during office hours
- Line of inquiry and literature searches
- Deadlines
- Academic work/writing



## Oral examination

- Agreed-upon topic
- Questions/discussion
- Duration of, e.g., 15–30 minutes



## 6. What does it truly mean to study?

# What does it truly mean to study?

## Independent study

(Bibliographic) research

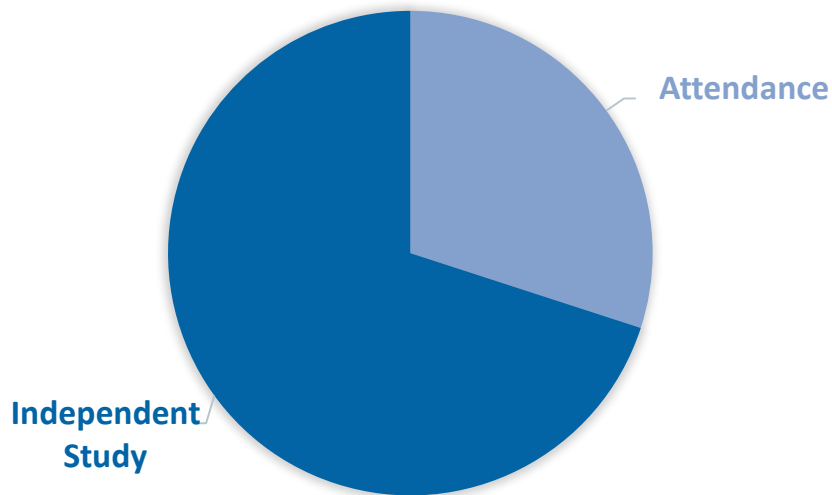
Preparation and follow-up

Examination preparation

In-depth work on topics

Reading

## COURSE LOADS:



## Attendance

Seminars, lectures,  
tutorials, ...

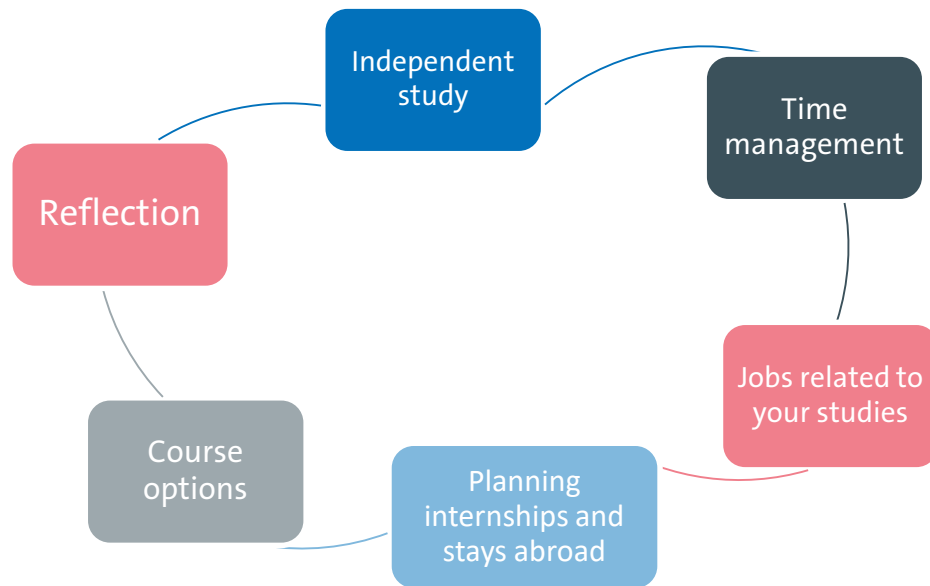
Group work

Internships and lab  
work



## 7. How to study effectively and sustainably?

# How can you actively shape your studies?



# Reflecting on your studies and defining goals

It is a good idea to clarify your goals and motivation.

Ask yourself these questions:

What is fun about my studies?

What skills do I want to acquire?

What can I do to reach my goals?

- Friday, 04.10.24,  
11:30 AM in English
- Register on UHH Join

## Tips on managing your time

- **Important:** Plan your semester! What duties and deadlines are there? What do you want to decide yourself?
- Think about what you want to learn or do and in which order, and then make a plan.
- Set weekly and daily goals—be realistic and do not take on too much.

- Finish up your notes during the lecture/seminar and revise them afterwards.
- Formulate the main points of texts directly after reading.
- For further tips, check out the workshops and consulting services of the writing center

# Resources for time management and reflection

## Literature:

Bastian, Jasim / Groß Mlynek, Lena (2018): *Lerntechniken und Wissensmanagement: Wissen erwerben, speichern und verwerten*, Konstanz: UVK.

Sutoris, Martin (2018): *Der Uni-Coach. So kommst du entspannt, motiviert und erfolgreich durch dein Studium*, Berlin: Springer Verlag.

[Studienwissen: Tipps für Erfolg im Studium | e-fellows.net](#)

## Podcasts:

[Tipps auf Augenhöhe \(tipps-auf-augenhoehe.de\)](#)

[Studis Online \(studis-online.de\)](#)

[Studium mit Rückenwind \(podomatic.com\)](#)

# Resources for time management and reflection

PIASTA cooperation project:

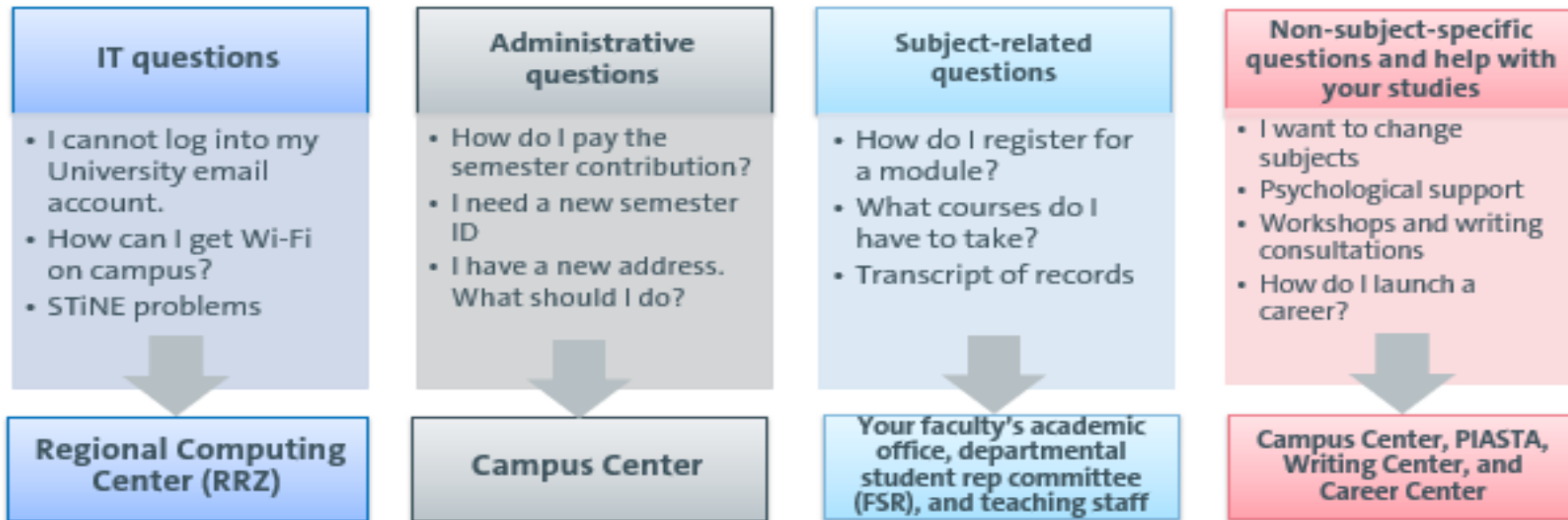
*StudienPerspektiven* blog:

<https://studienperspektiven.check.uni-hamburg.de/>

**Extracurricular (voluntary) workshops** in faculties and centralized institutions—on STiNE and UHH Join

## 7. Who can help you, and where can you find them?

# Who can help me further?





# Did you miss an event during Welcome Week? No problem!

See the [PIASTA Welcome Week page](#) to download all important information:

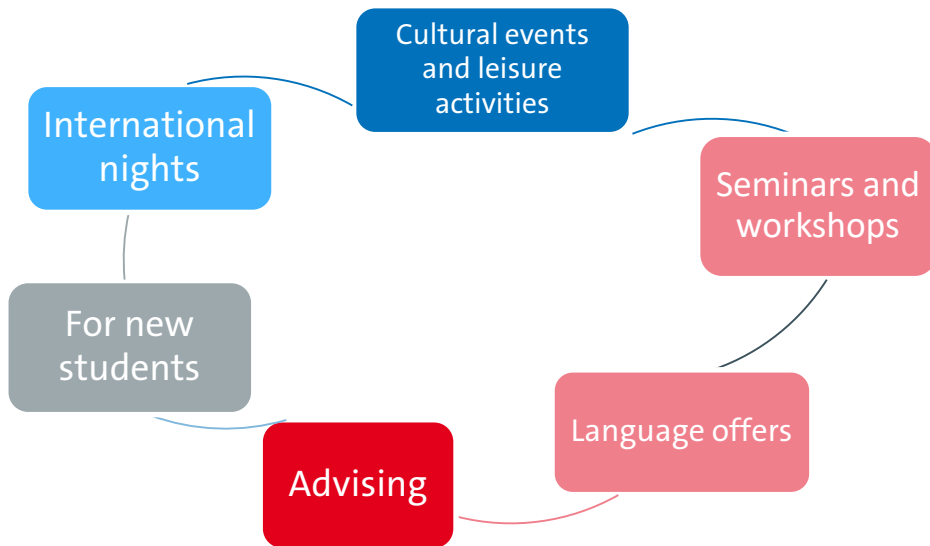
- Online campus tour
- To-Dos [brochures for new students](#)
- Presentation slides of all online events during PIASTA Welcome Week Among other things:
  - Who, What, Where? A short guide to the University
  - Working While Studying—What Do I Need to Know?
  - Academic Writing During Your Studies—Tips from the Writing Center
  - ...
- PIASTA tour guides
  - Campus tour (von-Melle-Park)
  - Hamburg by Night tours (St. Pauli, Sternschanze, and more)



Copyrights:  
Universität Hamburg /  
PIASTA

# We can't wait to meet you!

## PIASTA offers during the semester:



Copyrights: Universität Hamburg /

[More information and registration](#) **UHH JOIN**

# Who helps when and where?

## Central points of contact

### Help with studies (advice and workshops)

- Campus Center / Academic Advising
- Writing Center
- PIASTA

### Social, financial, and legal advising

- Studierendenwerk Hamburg
- AStA (student council)

### IT services at the University

- Regional Computing Center (RRZ)

## Departmental contacts

- Academic office
- Departmental student representative committee (FSR)
- Lecturers

# How can you stay in touch with us?

## PIASTA on Instagram

- Info about upcoming events and offerings



[instagram.com/piastauhh](https://www.instagram.com/piastauhh)



## PIASTA website

- Overview of all our events and advisory services that we offer
- You can register for all our events via [UHH-Join](#)

## Newsletter


- Info about upcoming intercultural learning opportunities and workshops
- Job offers for students
- General info about PIASTA Events

[Sign up here!](#)

## Online survey about Welcome Week

- We work hard to plan events and activities and would love to get your feedback.
- Our team will hand out a QR code for a questionnaire at in-person events. After you have taken part in your last event of the week, let us know how the week went for you.
- No QR code? No problem. At the end of Welcome Week, we can also give you an email link for the online questionnaire.
- After your last event at the end of the week, take a few minutes to answer the questions.

Thank you!



Thank you for your time!

---

**Time for questions😊**